



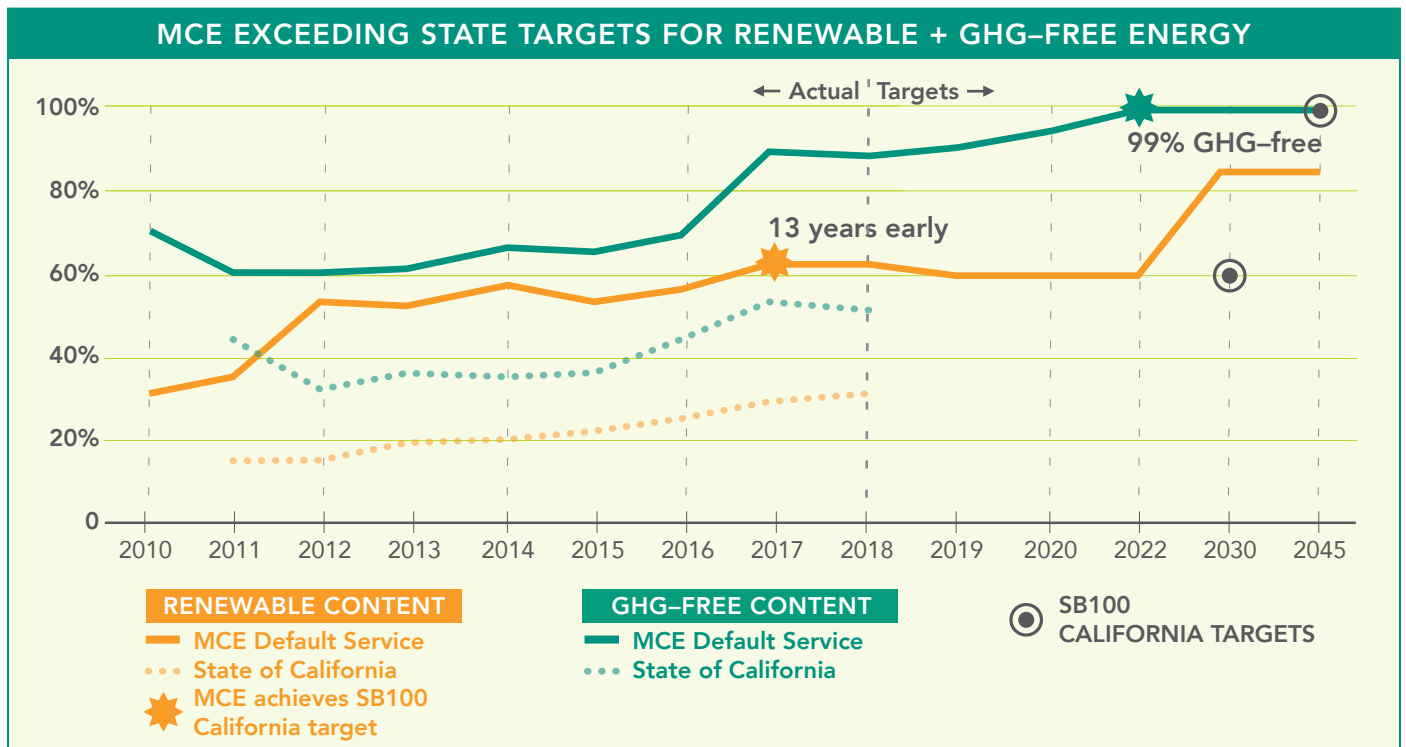
## ACCELERATING CALIFORNIA'S CLEAN ENERGY FUTURE

# MCE 2020 Integrated Resource Plan: Exceeding State Targets

Since 2012, MCE has published an annual, voluntary, and publicly available Integrated Resource Plan (MCE IRP).<sup>1</sup>

MCE's IRP summarizes our resources, planning, programs, and policies, captures the complexity of managing our energy portfolio, and demonstrates our voluntary procurement targets, which:

- » Accelerate achievement of state energy and climate goals:
  - o Continue to exceed California Renewable Portfolio Standards mandates
  - o MCE's energy supply will be 99% GHG-free starting in 2022
- » Support community benefits including: local energy projects, programs and disadvantaged communities
- » Saved our customers over \$50 million on electricity bills (as compared to PG&E service) through 2018



## 10-YEAR RETAIL PORTFOLIO MIX TARGETS

| Retail Sales (%)                          | 2020       | 2021       | 2022       | 2023       | 2024       | 2025       | 2026       | 2027       | 2028       | 2029       |
|---|------------|------------|------------|------------|------------|------------|------------|------------|------------|------------|
| PCC 1 Renewable                           | 48%        | 54%        | 60%        | 60%        | 60%        | 65%        | 70%        | 75%        | 80%        | 85%        |
| PCC 2 Renewable                           | 12%        | 6%         | 0%         | 0%         | 0%         | 0%         | 0%         | 0%         | 0%         | 0%         |
| Large Hydro/ACS                           | 34%        | 37%        | 40%        | 40%        | 40%        | 35%        | 30%        | 25%        | 20%        | 15%        |
| CAISO System Power                        | 6%         | 3%         | 0%         | 0%         | 0%         | 0%         | 0%         | 0%         | 0%         | 0%         |
| <b>Total Renewable</b>                    | <b>60%</b> | <b>60%</b> | <b>60%</b> | <b>60%</b> | <b>60%</b> | <b>65%</b> | <b>70%</b> | <b>75%</b> | <b>80%</b> | <b>85%</b> |
| <b>MCE GHG-Free Portfolio<sup>2</sup></b> | <b>81%</b> | <b>94%</b> | <b>99%</b> | <b>99%</b> | <b>99%</b> | <b>99%</b> | <b>99%</b> | <b>99%</b> | <b>99%</b> | <b>99%</b> |

<sup>1</sup> MCE also prepares a separate IRP for the CPUC, a requirement for all load-serving entities. The CPUC IRP uses Commission-approved models that do not yet capture the complexity of managing MCE's portfolio or resource planning. MCE staff is working closely with the CPUC staff to refine their models, assumptions, and filing templates to ensure the success of the statewide planning effort.

<sup>2</sup> Beginning with MCE's 2019 results, MCE's Light Green GHG-Free percentage will be derived as follows: [MCE Light Green MT CO<sub>2</sub>e, per CEC Power Content Label] / [(MWh of MCE Light Green Retail Sales) x (0.428 MT CO<sub>2</sub>e/MWh)]. For reference, 0.428 MT CO<sub>2</sub>e/MWh is the emissions factor for unspecified electricity, per the California Air Resources Board.



42 MW Voyager Wind II in Mojave, CA

- » **60+** energy product suppliers ensure diversity and stability of power
- » **ZERO** unbundled renewable energy certificates (RECs) since 2018
- » **Half** of the Deep Green premium supports local projects + economic development

LOCAL RENEWABLE PROCUREMENT: CONTINUED COMMITMENT TO LOCAL BUILD OUT



The best rates available for rooftop solar customer



San Rafael Airport was MCE's first FIT project in 2012



10.5 MW award-winning MCE Solar One in Richmond, CA

**FAMILIES**

**Rooftop Solar**

Over 34,000 rooftop solar customers represent >330 MW of local renewable generation capacity. MCE currently offers cash outs of up to \$5,000 each year, ability to transfer credits to support income-qualified solar customers, and above-market compensation for excess generation.

**BUSINESSES**

**New Revenue Opportunities**

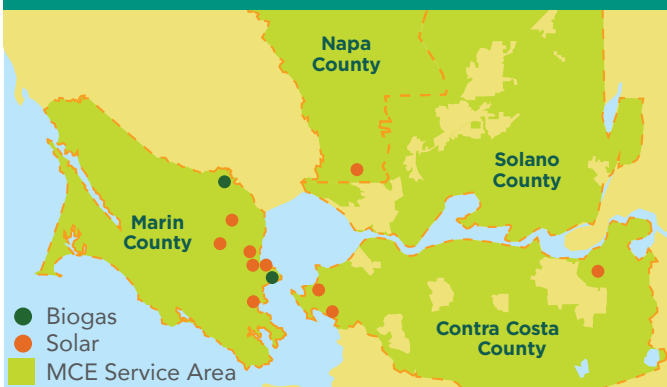
One of California's most generous Feed-In Tariff (FIT) programs for locally situated, smaller-scale, renewable-generating resources that supply wholesale electricity to MCE. MCE's FIT offers up to 45 MW of capacity for qualifying renewables in MCE's service area.

**COMMUNITIES**

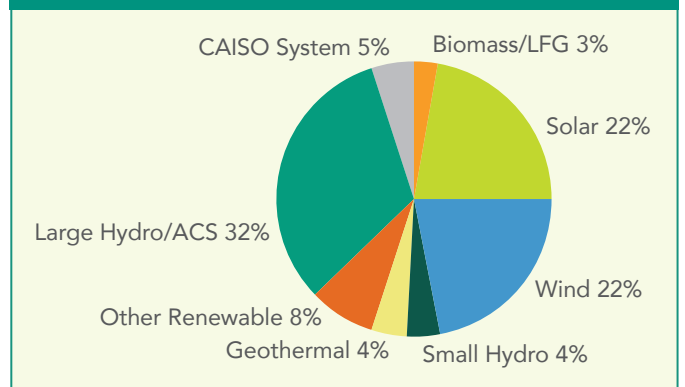
**Local Build = Local Supply**

Between MCE Solar One and our FIT program, current projects within MCE's service area include ~25 MW operational and ~6 MW under contract of new, renewable energy.

12 OPERATIONAL LOCAL PROJECTS



2020 ESTIMATED RESOURCE MIX<sup>3</sup>



<sup>3</sup> Includes all supply to serve retail sales for the Light Green, Deep Green, and Local Sol product offerings.